



FOLD AN GLUE FEET



COMPLETE BOX AND
FOLD OVER TABS



ASSEMBLE TORSO BOX




ASSEMBLED TORSO




SLIDE TORSO OVER LEGS
- NO GLUE



PREFOLD CHEST




GLUE CHEST TO
TORSO BY SIDES ONLY



GLUE ARMS TO TORSO
ACROSS THE TOP



GLUE SHOULDERS AS
SHOWN




GLUE SHOULDERS TO
ARMS ACROSS THE TOP



FOLD AND GLUE WINGS




FOLD OVER TABS AS
SHOWN



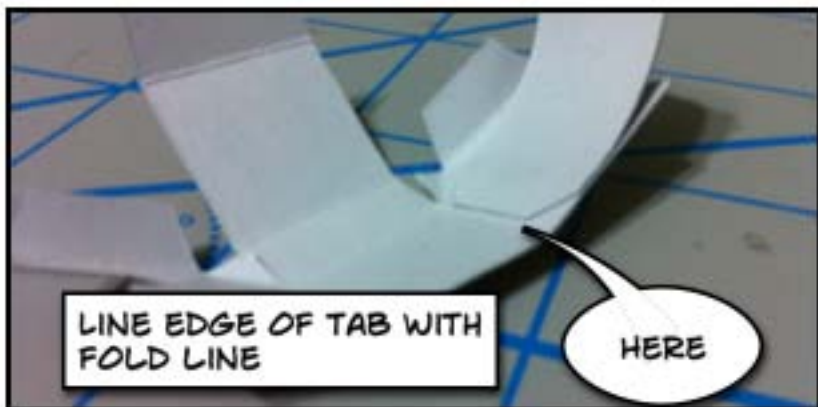
GLUE TABS DOWN FLAT



GLUE TO BACK OF TORSO



ROLL FACE AROUND MARKER
TO CURVE





CLOSE UP THE TOP



LINE FIRST FOLD ON JAW UP
WITH CORNER ON HELMET AND
GLUE IN PLACE




LINE EAR PANELS UP WITH
BACK CORNER OF HELMET



GLUE DETAIL PIECE ACROSS BACK AND SIDES OF HELMET. LINE UP WITH BOTTOM EDGE



ASSEMBLE HELMET RIDGE



GLUE FRONT PLATE AS WELL AS TABS






GLUE HELMET RIDGE DOWN. BE SURE TO LINE UP FRONT PLATE



GLUE BOTTOM STRAP AND ATTACH TO SHOULDER PIECE



ALL DONE ^_^